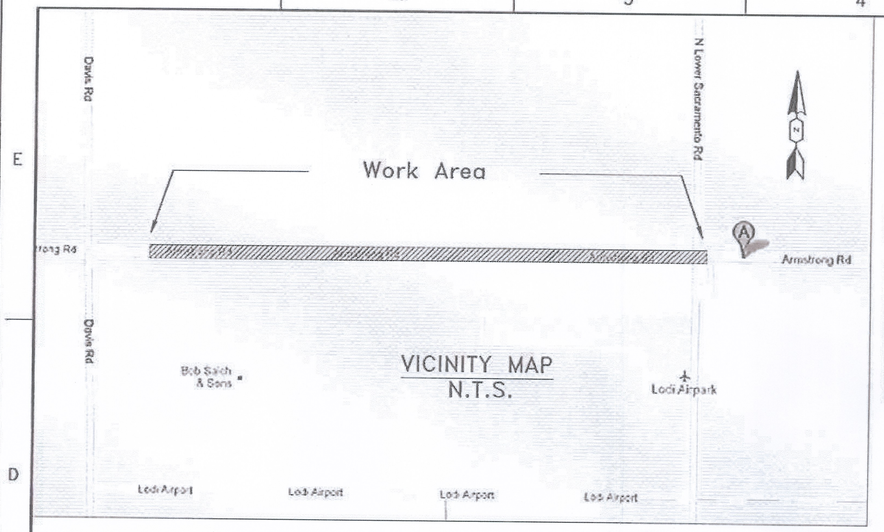

VICINITY MAP
N.T.S.

FOREMAN NOTES:

1. PG&E TO DEACTIVATE EXIST. 4,193-FT 3" STL MAIN
   PG&E TO DEACTIVATE EXIST. 452-FT 3" PL MAIN
   PG&E TO INSTALL NEW 4,672-FT OF 6" HP PL MAIN ALONG ARMSTRONG ROAD
   PG&E TO TIE-IN NEW 6" HP PL MAIN FROM EXIST. 6" HP PL MAIN 1,950-FT EAST OF DAVIS ROAD TO THE EXIST. 3" HP STL ON N. LOWER SACRAMENTO RD.
   PG&E TO ATTEMPT BORING ALONG EDGE OF PAVEMENT BEFORE OPEN TRENCHING
   PG&E TO RELAY EXISTING SERVICES (17)
   PG&E TO PROVIDE ETS STATION AT APPROX. 2,500-FT W/o N. LOWER SACRAMENTO RD. ON THE NEW 6" PL MAIN
2. PG&E TO TRENCH / BORE & INSTALL GAS FACILITIES.
   INSTALLATION TO CONFORM TO PG&E GAS STANDARDS & SPECIFICATIONS
   MAINTAIN 30" MIN. COVER ON ALL GAS FACILITIES
   # DEEP/DEEPER TRENCHES ARE NEEDED TO MAINTAIN MIN. COVER/CLEARANCE.

CONSTRUCTION REFERENCES:

1. REFER TO GAS TRANSMISSION & DISTRIBUTION MANUAL: PLASTIC VOLUME A-33 & A-91 FOR TYPICAL DIRECT BURIAL PLASTIC GAS MAIN AND SERVICE INSTALLATION.
2. REFER TO GAS TRANSMISSION & DISTRIBUTION MANUAL: PLASTIC VOLUME A-91 FOR TYPICAL GAS SERVICE RISER INSTALLATION
3. REFER TO GAS TRANSMISSION & DISTRIBUTION MANUAL: PLASTIC VOLUME A-93.3 FOR TYPICAL GAS SERVICE EXCESS FLOW VALVE INSTALLATION
4. REFER TO GAS TRANSMISSION & DISTRIBUTION MANUAL: PLASTIC VOLUME A-33.2 FOR TYPICAL LOCATING WIRE INSTALLATION FOR DIRECT BURIAL PLASTIC GAS MAIN & SERVICES.
5. REFER TO GAS STANDARDS & SPECIFICATIONS A-34 FOR TEST CRITERIA ON GAS MAIN AND SERVICES.

LEGEND:

- INSTALL (HP) GAS MAIN AS PER GS&S A-35 & A-90
- EXISTING (HP) STEEL GAS MAIN
- EXISTING GAS SERVICE
- NEW GAS SERVICE
- INSTALL MUELLER FOX FITTING
- 5# ANODE
- E.M.S. MARKER
- INSTALL ELECTROLYSIS TEST STATION IN FRAME & COVER
- INSTALL CAP
- INSTALL EFV AS PER A-93.3
- INSTALL SERVICE TEE AS PER C-10
- RT&T — REPLACE, TEST & TRANSFER SERVICE (24)
- CUT OFF AND DEACTIVATE MAIN AND SERVICES PER LO STD S4129. INSTALL ELECTRONIC MARKER SYSTEM (EMS) AT ALL CUT OFF ENDS AND SECTIONALIZING POINTS ON DISTRIBUTION PIPE.
- PROVIDE 3" X 3" BURP HOLE FOR EVERY 250-FT (APPROX.)

PLASTIC PIPE INSPECTION/DATA

FOOTAGE, SIZE & SDR ____ / ____ / ____
PIPE MANUFACTURER ____
DATE MANUFACTURED ____
☐ PE 2406 (YEL) ☐ PE 3408 (1/4" CTS)

FOOTAGE, SIZE & SDR ____ / ____ / ____
PIPE MANUFACTURER ____
DATE MANUFACTURED ____
☐ PE 2406 (YEL) ☐ PE 3408 (1/4" CTS)

FOOTAGE, SIZE & SDR ____ / ____ / ____
PIPE MANUFACTURER ____
DATE MANUFACTURED ____
☐ PE 2406 (YEL) ☐ PE 3408 (1/4" CTS)

LIST ALL PLASTIC PIPE BY FOOTAGE, SIZE, MANUFACTURE AND DATE MANUFACTURED PER GAS T&D MANUAL PLASTIC VOLUME A93.1

GENERAL NOTES:

1. PRIOR TO STARTING WORK, CONTACT T&D DEPT REGARDING CATHODIC PROTECTION REQUIREMENTS AND ANY SHUTDOWN, ABANDONMENT OR TYING OF ANY MAINS WHICH MAY AFFECT ANY DISTRICT REGULATOR STATION.
2. ALL WELDING, TIE-INS, CUTTING OFF AND CAPPING OF STEEL AND PLASTIC MAINS TO BE DONE PER GS&S D-21, D-22, A-35, C-37 AND LO STANDARD S4129.
3. MINIMUM 24" COVER OVER DIRECT BURIED PLASTIC SERVICES.
6. REPLACE GAS SERVICES PER CPRP BULLETIN #8, "SERVICE, MANIFOLD AND METER REPLACEMENT CRITERIA".
7. FOR 12" DIAMETER AND LESS MAINS TO BE DEACTIVATED, PURGE PER GS&S A-38, APPENDIX B, PROCEDURE 1. AFTER PURGING, CLOSE ALL VALVES AND SEAL ANY OPEN ENDS OF DEACTIVATED PIPE. (CUT AND REMOVE 15' MINIMUM SECTION AND CAP ENDS OF DEACTIVATED PIPE).
8. PLACE ELECTRONIC MARKING SYSTEM (EMS) DEVICES (CODE 37-4344 AS PER GS&S M-63) ON ALL STUB SERVICES, GAS MAIN TERMINATION POINTS, CASING AND CONDUIT TERMINATION POINTS, SECTIONALIZED POINTS FOR DEACTIVATED GAS FACILITIES, PRESSURE CONTROL FITTINGS, DIRECT BURIED SPLICES, ROAD CROSSINGS, THE LOCATIONS OF OTHERWISE DIFFICULT TO LOCATE FACILITIES, PLASTIC PIPE INSTALLED WITHOUT LOCATING WIRE OR FACILITIES SUBJECT TO BURIAL SUCH AS SECONDARY ENCLOSURES, ETS LOCATIONS, VALVES, ECT.

E.T.S. DETAIL
PLASTIC TO STEEL TRANSITION

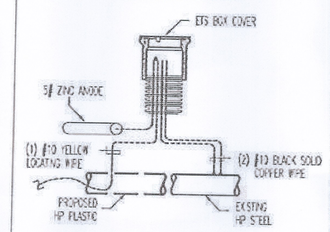

NOTE:
*BOND SOLID COPPER WIRES TO STEEL MAIN, SEE GAS T&D MANUAL CORROSION CONTROL VOLUME, D-10
*BRING ALL WIRES AND WIRE CONNECTIONS INTO ETS, DO NOT BOND WIRES, SEE GAS T&D MANUAL CORROSION CONTROL VOLUME, D-13, FIG-2, TYPE G.
*CONTACT CORROSION DEPARTMENT FOR FINAL INSPECTION, SEE GAS T&D MANUAL CORROSION CONTROL VOLUME, D-16

☒ ENVIRONMENTAL ISSUES

NONE APPARENT
(IF PROJECT DESIGN CHANGES, CONTACT ADE)
☒ BASED ON APPLICANT/DEVELOPER-SUPPLIED PLANS
☐ PERMITS ☐ TAILBOARD ☐ OTHER

☐ APPLICANT DESIGN/RESPONSIBILITY
(CHECK PERMITS BOX IF PERMIT CONDITIONS APPLY TO PG&E ACTIONS.)

SIGNATURE, [CORPORATE ID], DATE

TEST AT 100-110 PSI FOR MINIMUM OF 5 MIN.			
PRESSURE	DURATION	INITIALS	DATE OF TEST

PLASTIC PIPE DATA		
SIZE	MANUFACTURED	DATE OF MANUFACTURE

WM/PS 2869-J4/J5/J6
CPA 2869-02
TBA/BTU X-02
ZONE 16-LO-01-B
MAOP 60 PSI

CATHODIC PROTECTION

CATHODIC PROTECTION LEVELS INSPECTED AS NOTED ON DRAWING OR EXISTING PROTECTED STEEL ALL LEVELS SATISFACTORY PER PG&E GS&S C-15

QUALIFIED EMPLOYEE ____ DATE ____

Welding Inspected per PG&E Gas Standard D-40
Visual ____
Magnetic Particle ____
Inspector ____
Date ____

CUT-OFF AND DEACTIVATE ALL GAS FACILITIES AS PER TD-9500P-16

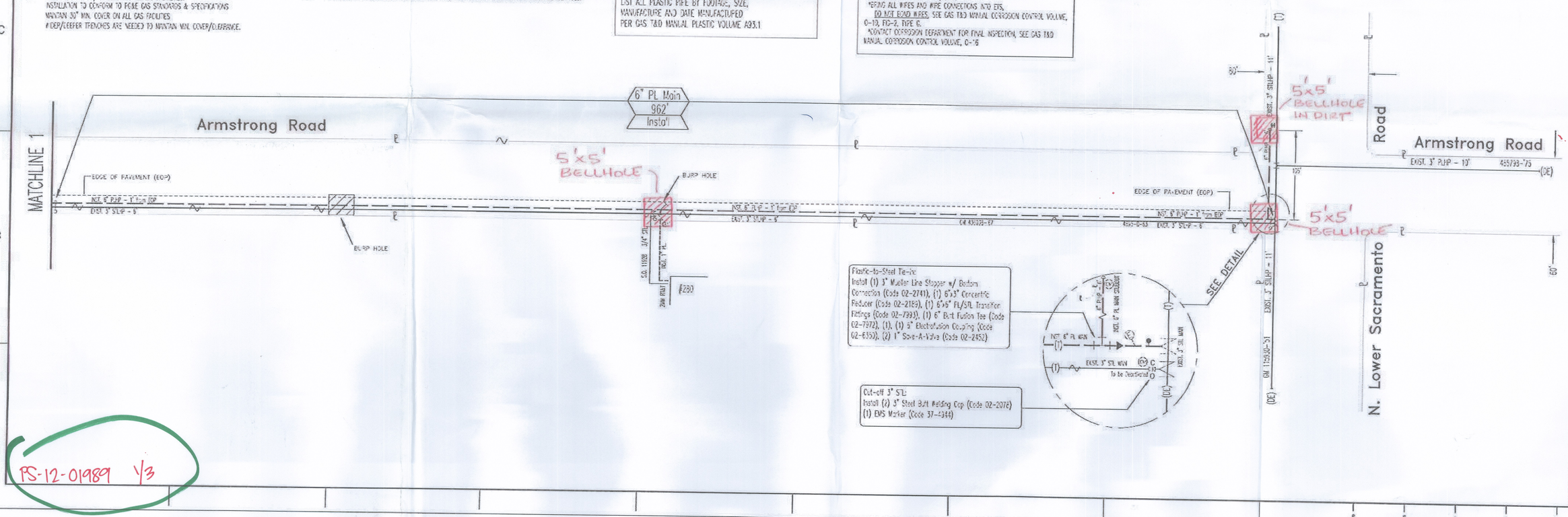

PS-12-01989 1/3

800-227-2600
CALL BEFORE YOU DIG
UNDERGROUND SERVICE ALERT

Safety
SAFETY PLEDGE
I ALWAYS PLAY SAFETY FIRST.
I LOOK FOR AND ACT TO RESOLVE UNSAFE CONDITIONS.
I HELP AND ENCOURAGE OTHERS TO BE SAFE.

CO: ____
SD: ____
NOTIF.: 105397569
Other: ____
SHT.: 1 of 3 SHEETS
PM: 30876489 REV. 02

ENGINEERING AND PLANNING DEPT.
850 Stillwater Road
West Sacramento, CA 95605
PHONE #: ____ FAX #: ____
PACIFIC GAS AND ELECTRIC COMPANY

EST: Walter Sanjuan (916) 769-3342
ADE: Phil Stroment (916) 769-1952
SUPV: Brad Rice (916) 769-1957
REP: Paul Kaplan (209) 932-2504
PLNR: Dave Rymers (916-842-1626
SCALE: 1"=40' DATE: 03/14/2012 PG&E

NO.	DATE	DESCRIPTION	ORDER #	DWN	CHKD	SUPV	APVD BY
01	8/24/12	PER COUNTY COMMENTS (added Bore notes & 5x5' Trench Details)					
02	7/20/12	PER COUNTY COMMENTS (Revised Centerline of Rd. No. & Elev)					

REVISIONS

Replacement of 3" PL / STL Main
and 17 Services
Armstrong Road, Stockton